



BLUE WEST LILIAN DEMOUNTABLE PARTITIONS

For impressive office partitions
For high quality solutions
For many applications

LILIAN PREMIUM

Lilian Premium is an office partition of superior performance. Conceptualized for high-end projects where robustness and minimalism are both required. It is a structural partition that gives the feeling that it is built only with glass, and minimal exposed aluminium framing. The Lilian Premium developed in order to enable an acoustic performance of up to 49 without compromising the aesthetics.



LILIAN PREMIUM



TECHNICAL INFO



LILIAN PREMIUM WITH TRANSPARENT AND WHITE GLASS



LILIAN PREMIUM WITH TRANSPARENT GLASS



LILIAN PREMIUM EXCLUSIVE DOOR

LILIAN ACOUSTIC

Blue West has created a solution to focus on both the aesthetics and acoustics to fit a variety of high-quality specifications for the consumer. The Lilian Acoustic is built with two glass panels which enables an attractive design with an acoustic performance up to 46. The partition also allows for a choice of single or double glazing further increasing the customization of each project.



TECHNICAL INFO



CENTRED GLASS

+



TWO SIDED GLASS

+



TRIPLE GLAZED



GLASS ON ONE SIDE



SLIDING DOOR



DOUBLE GLAZED DOOR



LILIAN SLIM


A truly minimalistic office experience with unchartered options, all at an incredibly cost competitive price point.



TECHNICAL INFO



LILIAN SLIM U OPAQUE DOOR



LILIAN SLIM U SINGLE GLAZED DOOR



LILIAN SLIM U MIXED WITH AN OPAQUE PANEL



LILIAN 100

LILIAN 100 is a modular demountable partition that is composed of double independent panels allowing access points throughout its length. The system was developed according to the principles of modern partitioning systems.

It is a versatile structure that allows for a wide range of finish options including glass. It is the perfect solution for dynamic spaces.



TECHNICAL INFO



+



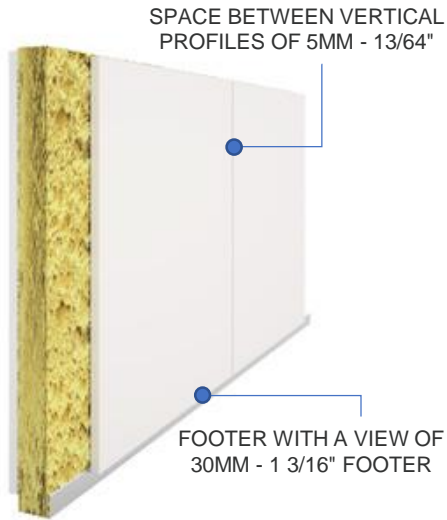
+



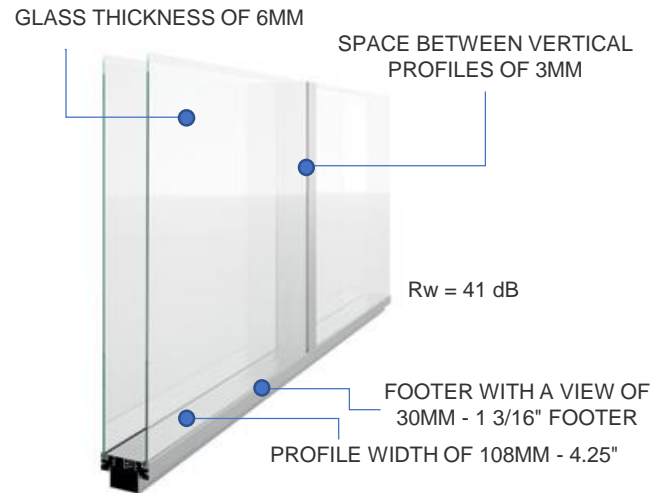
LILIAN 100 WITH OPAQUE PANEL
IN ALL IT'S HEIGHT

LILIAN 100 WITH OPAQUE PANEL
IN ALL IT'S HEIGHT

LILIAN 100 GLASS



TECHNICAL INFORMATION: LILIAN 100 OPAQUE



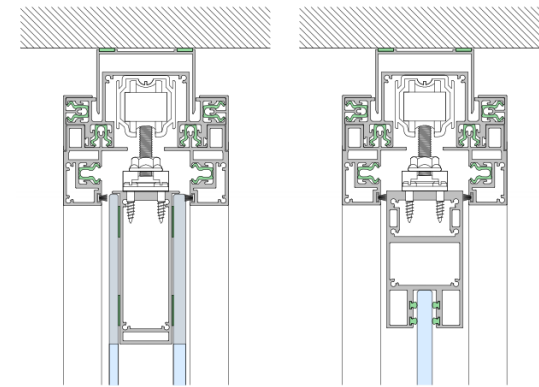
TECHNICAL INFORMATION: LILIAN 100 GLASS





WOD: LILIAN ACOUSTIC

WOD is not a typical sliding door, it is a system with the goal of enhancing workplace optimization, by providing a functional space-saving door with both acoustics and aesthetics at its core. It was developed to integrate seamlessly with the LILIAN Acoustic profile.



TECHNICAL INFO



FRAMED SINGLE GLAZE

+



DOUBLE GLAZED

+



OPAQUE



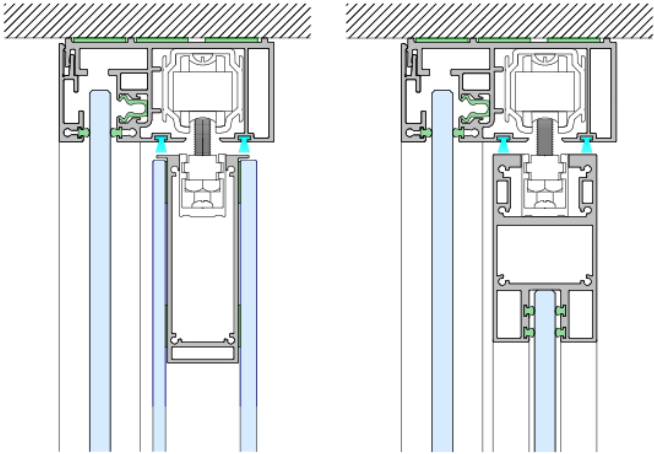
WOD LILIAN ACOUSTIC





WOD: LILIAN SLIM

WOD is not a typical sliding door, it is a system with the goal of enhancing workplace optimization, by providing a functional space-saving door with both acoustics and aesthetics at its core. It was developed to integrate seamlessly with the LILIAN Slim.



TECHNICAL INFO



FRAMED SINGLE GLASS



SLIDING DOOR



SINGLE GLASS



WOD LILIAN SLIM



FINISHES

Here are a selection of our finishes available to the EMEA market. Additional finishes are available, please reach out to us with your request.



GLASS

STANDARD GLASS LINES

Standards: Tempered or Laminated

Compositions: clear float glass, or low iron, tinted, or frosted.

Sizes: 12mm, 10mm, 8mm, 6mm, 5mm, 4mm



3M DI-NOC



CONCRETE / MORTAR AE-1719 LEATHER LE-1108 CARBON FIBRE CA-1170 AGED METAL ME-2013



ALUMINUM EXTRUSION FINISHES

PAINT



CLEAR ANODIZED (STANDARD) BLACK (RAL 9005) WHITE (RAL 9016) ANTHRACITE GREY (RAL 7016)

OPTIONAL FINISHES



CHAMPAGNE LIGHT BRONZE MEDIUM BRONZE DARK BRONZE BLACK POLISHED BRIGHT DIP

FAUX WOOD



LITTLE KNOTTY PINE DARK KNOTTY PINE LIGHT CHERRY DARK CHERRY LIGHT FIR DARK FIR



DARK TABLE WALNUT LIGHT OLIVE DARK OLIVE GREY ROSEWOOD DISTRESSED OAK WHITE DISTRESSED OAK

SOLID PARTITION FINISHES

LAMINATE



MAHOGANY STONE GREY COTTON BEIGE GRAPHITE GREY PEARL GREY GREY BEIGE TOSSINI ELM




PLATINUM WHITE LAVA GREY WHITEWOOD BLACK

INSTONE CONCRETE



INDUSTRIAL GREY WASHED GREY RUSTIC ONYX

FAUX BRICK




VINTAGE WHITE TUXEDO PENCIL LEAD RECLAIMED RED OLD ITALY TERRA COTTA



SIMPLY WHITE SHADES OF GREY OLD SCHOOL YELLOW CELLAR BROWN ANTIQUE GREY

FAUX WOOD WALL



WHITE-ISH GREY-ISH BLACK-ISH BLUE-ISH BROWN-ISH UMBER-ISH



RED-ISH RAW-ISH

3D WALL



DRIFT STITCH HIVE ARCHITECT CHRYSALIS SEESAW



LUNA BRAILLE



ADDRESS:

Neuer Wall 71, c/o WorkRepublic
20354 Hamburg
Germany

TEL & FAX: +49 40 99 99 94 42 9

